

Office of the Child Advocate

Report to

Oversight Commission on

Children's Services

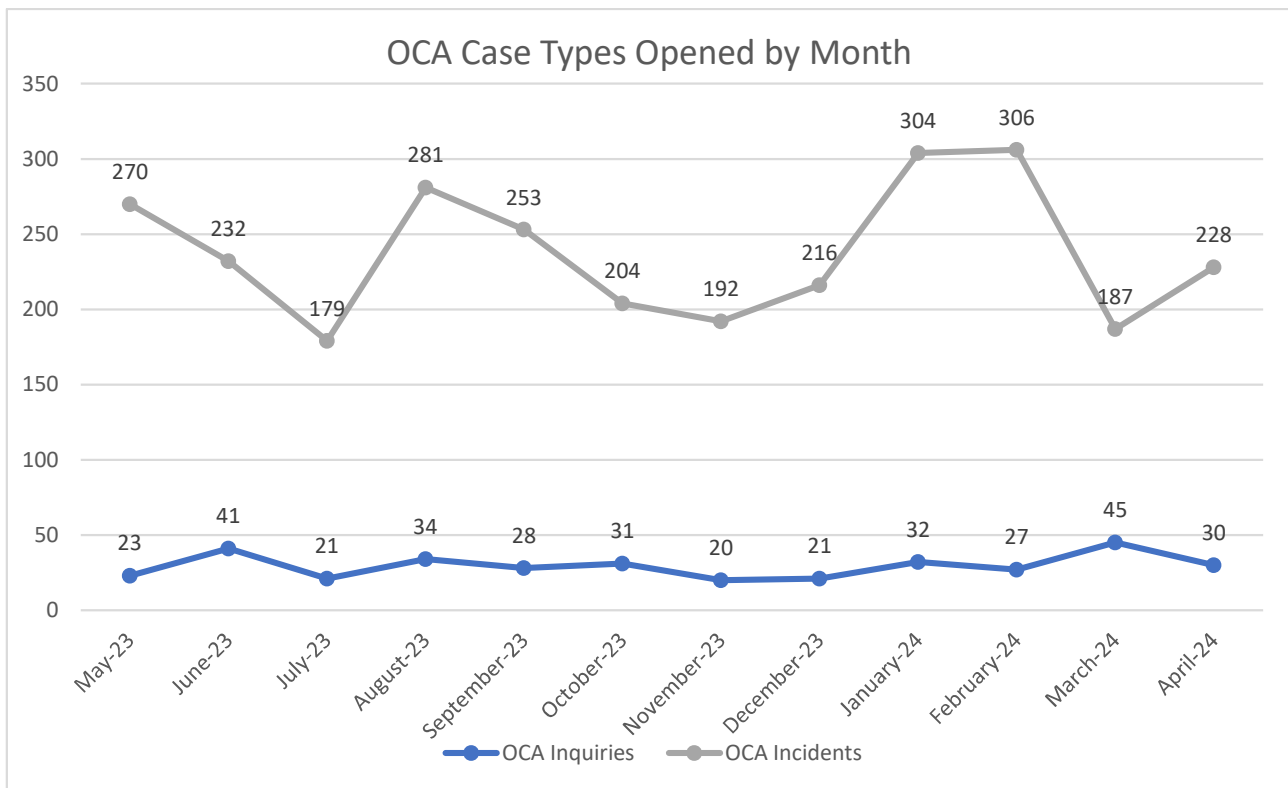
Child Advocate, Cassandra Sanchez

May 17, 2024

Total OCA Cases (Inquiries & Incidents)

Rolling 12 Month: 5/01/23 – 4/30/24

Month	OCA Inquiries	OCA Incidents
May-23	23	270
June-23	41	232
July-23	21	179
August-23	34	281
September-23	28	253
October-23	31	204
November-23	20	192
December-23	21	216
January-24	32	304
February-24	27	306
March-24	45	187
April-24	30	228
Total Inquiries:	353	2852
Total Cases:	3205	



OCA Case Explanation

- Inquiries to the OCA include phone calls, emails, and cases opened from in-person meetings with children, caregivers, providers, and stakeholders.
- Incidents include all critical incident reports from DCYF (serious injury to children, child fatalities, parent fatalities, media coverage of DCYF involvement, etc.) and incidents documented by residential programs and SYSC, including restraints and seclusion, and missing children.

Facility/Child visits

- 4/22/24 – visit to Hampstead Hospital (multiple kids visited)
- 4/22/24 – visit with child in new foster care placement (prior ED boarding case)
- 4/24/24 – visit with two children at foster care placement
- 4/24/24 – visit with children placed in-home (in community)
- 5/1/24 – visit to Spaulding, meeting with leadership team, staff and tour of facilities, *Northfield, NH*
- 5/2/24 – visit to Wediko, tour of facilities and meetings with kids, *Allenstown, NH*
- 5/7/24 – visit to SYSC, *Manchester, NH*
- 5/8/24 – visit to Laurel Heights, meeting with leadership, tour and visit with NH child, *Atlanta, GA* [pictured]



OCA Outreach/ DCYF District Office visits

- 5/6/24 – meeting with NH FAPA & DCYF
- 5/9/24 – meeting with West Central Behavioral Health
- 5/17/24 – meeting with Child Care Licensing leadership team

Conferences/Events Attended

- 4/17/24 – CASA Advocacy Day, *Concord NH*
- 4/23/24 - Thriving and Healthy Kids: We All Have a Role to Play in Promoting Positive Childhood Experiences
- 5/1/24-5/4/24 –35th Annual Boston International Trauma Conference (Virtual)
- 5/3/24 – ***OCA Office Staff Retreat, NH Audubon Center & Pope Memorial SPCA, Concord NH*** [pictured]
- 5/4/24 – North Country Caregiver Summit, *Whitefield, NH*
- 5/7/24 – 2024 Practice Academy Series | Navigating Risk: Disrupting the Cycle of Substance Use for Children and Adolescents
- 5/9/24 – Youth and Young Adult Homelessness 101 Presented by Youth Success Project (webinar)
- 5/9/24-5/14/24 Solid Foundations: Gubernatorial Candidate Forums on the Well-being of Kids in the Granite State
- 5/16/24 – Resolution 605, SICAA and beyond: Impactful legislative changes and the disparate impact on LGBTQ youth – Panelist

Upcoming Visits & Events

- 5/22/24 – Magnifying Voices Youth Art Contest
- 5/30 – Youth Success Project: Art Book Reception
- 6/9 – 6/13 APSAC Colloquium, New Orleans
- 6/11 – NH Juvenile Court Diversion Network Summit

Other Work

4/22/24 & 5/13/24 – Magnify Voices event planning committee

4/25/24 – NH Human Trafficking Collaborative Task Force - Quarterly Advisory Meetings

5/8/24 – Children’s System of Care Advisory Meeting

5/10/24 – State Advisory Committee on APPLA

5/13/24 – Family Treatment Court Oversight Team meeting

5/13/24 - Center for Trauma-Responsive Practice Change & IECMH Stakeholders Meeting, Concord, NH

5/13/24 - Balance of State Youth Subcommittee

Ongoing: YDC Steering Committee

Ongoing: Commission to Study Community Impacts of the Secured Development Center & Subcommittee on Safety

Ongoing: Regular meetings with DCYF Human & Sex Trafficking Specialist

Ongoing: SYSC PREA meetings

Ongoing: Monthly meetings with DCYF leadership

Ongoing: Monthly meeting with Clinical Director at SYSC

Ongoing: DCYF Systems Review meetings

Ongoing: US Ombudsman Association (USOA), Children & Family Chapter meetings

Ongoing: USOA Conference Planning Committee

Ongoing: Monthly meetings with management team at Hampstead Hospital

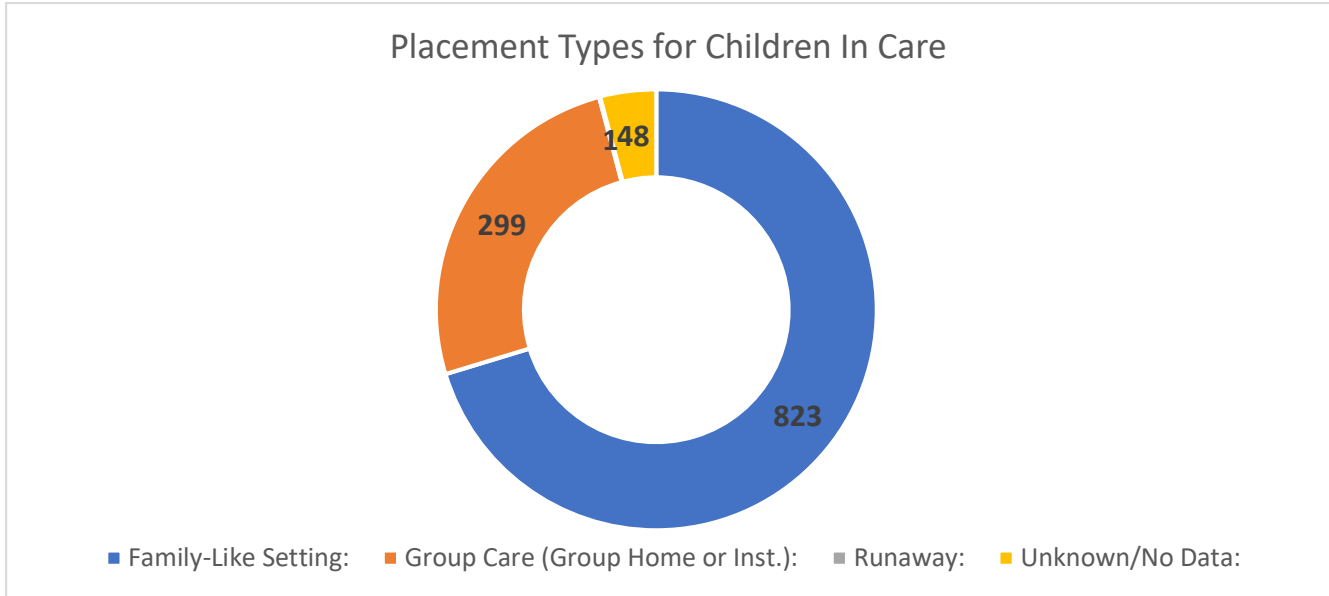
Ongoing: Monthly meetings with BCBH leadership

New: Monthly meeting with Attorney General’s Office

New Hampshire Children in Care

As of 4/30/24

Placement Types	Total Children	Involvement Type		
		CPS	JJS	DUAL
Family-Like Setting:	832	711	4	108
Group Care (Group Home or Inst.):	299	122	48	129
Runaway:	1	0	1	0
Unknown/No Data:	48	42	1	5
Total Children in Care:	1171	875	54	242



Family-Like Settings:

Type	Total Children
Foster Home:	406
Relative Foster Home:	375
Supervised Independent Living:	42
Total:	823

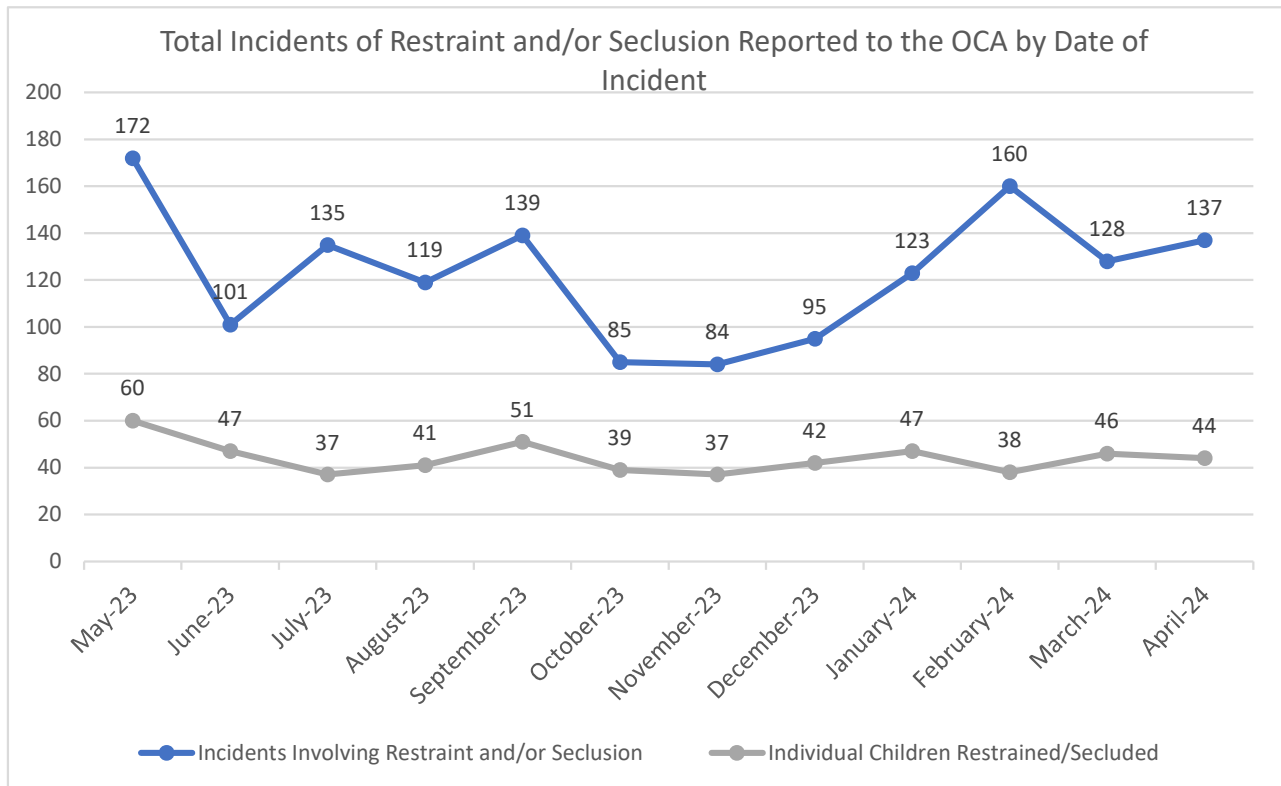
Group Care (Group Home or Institution) Locations:

Location	Total Children	Children Outside New England
New Hampshire:	238	Arkansas 3
New England (Outside NH):	52	Florida 2
Outside of New England:	9	Georgia 1
Total:	299	New York 1
		Oklahoma 1
		Virginia 1
		Total: 9

Restraints & Seclusion Incidents Reported to the OCA from Residential Facilities

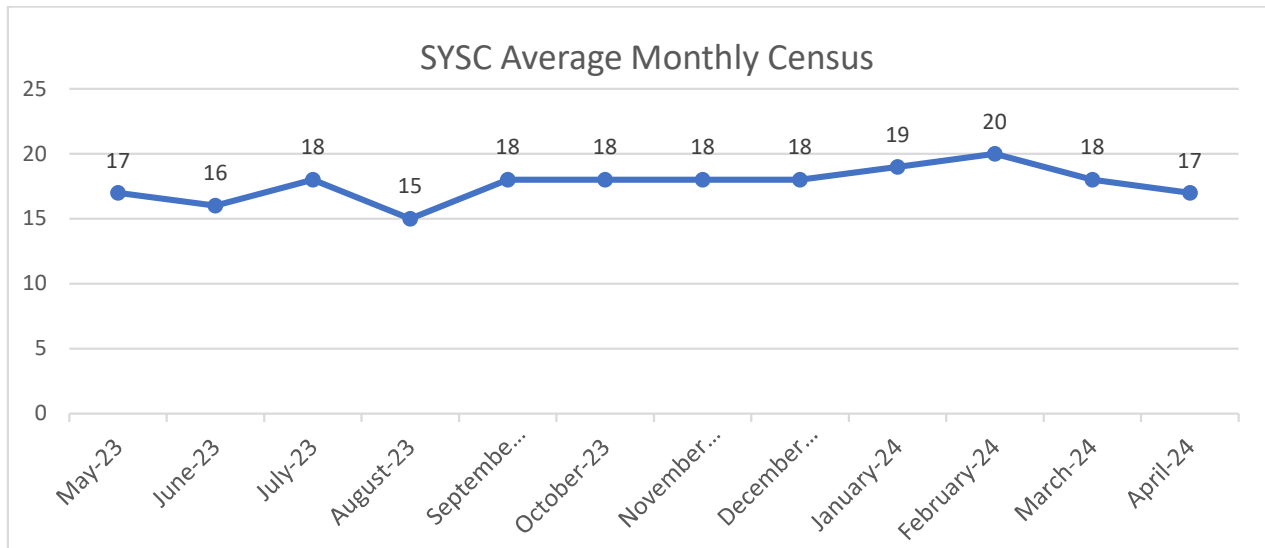
Rolling 12 Month: 5/01/23 – 4/30/24

Month	Incidents Reported to OCA Involving:			Total Incidents	Number of Children
	Restraints	Seclusions	Restraints & Seclusions		
May-23	147	12	13	172	60
June-23	88	6	7	101	47
July-23	131	1	3	135	37
August-23	113	1	5	119	41
September-23	127	1	11	139	51
October-23	69	1	15	85	39
November-23	80	1	3	84	37
December-23	85	3	7	95	42
January-24	112	6	5	123	47
February-24	142	5	13	160	38
March-24	108	7	13	128	46
April-24	130	2	5	137	44
Totals:	1332	46	100	1478	



Restraint & Seclusion Explanation

- This data includes all residential facilities which the OCA receives restraint and seclusion reports from.
- The OCA only receives restraint and seclusion reports from contracted facilities; we do not receive them for certified-only facilities, including many of the out-of-state facilities beyond the New England region.



SYSC Incidents Reported to the OCA

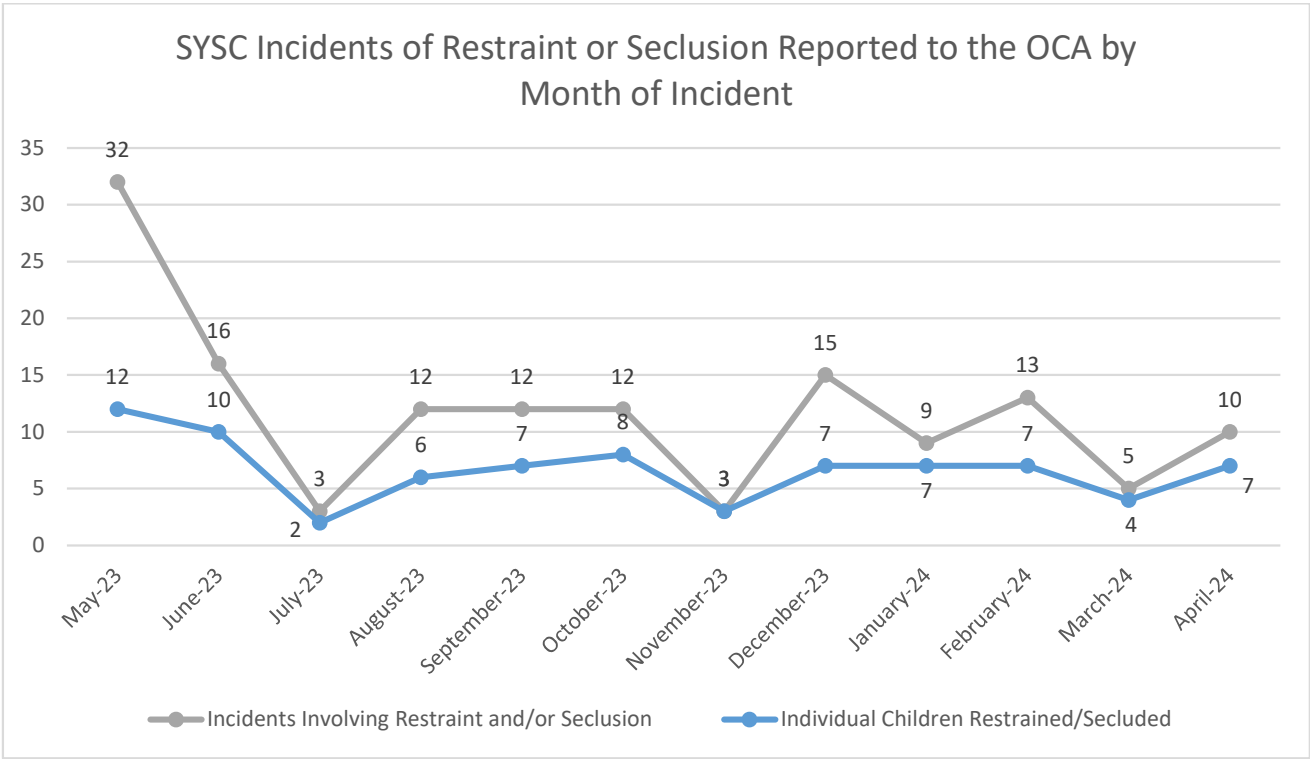
Rolling 12 Month: 5/01/23 – 4/30/24

Month	Major Incidents	Mod Incidents	Minor Incidents	Other Incidents	Total
May-23	66	19	6	11	102
June-23	40	11	8	12	71
July-23	24	20	4	13	61
August-23	45	12	2	18	77
September-23	50	22	4	19	95
October-23	54	17	6	19	96
November-23	34	22	7	18	81
December-23	65	18	6	25	114
January-24	68	16	6	34	124
February-24	56	13	9	26	104
March-24	39	16	4	24	83
April-24	55	30	8	9	102
Totals:	596	216	70	228	1110

SYSC Incidents Involving Restraints or Seclusions by Month

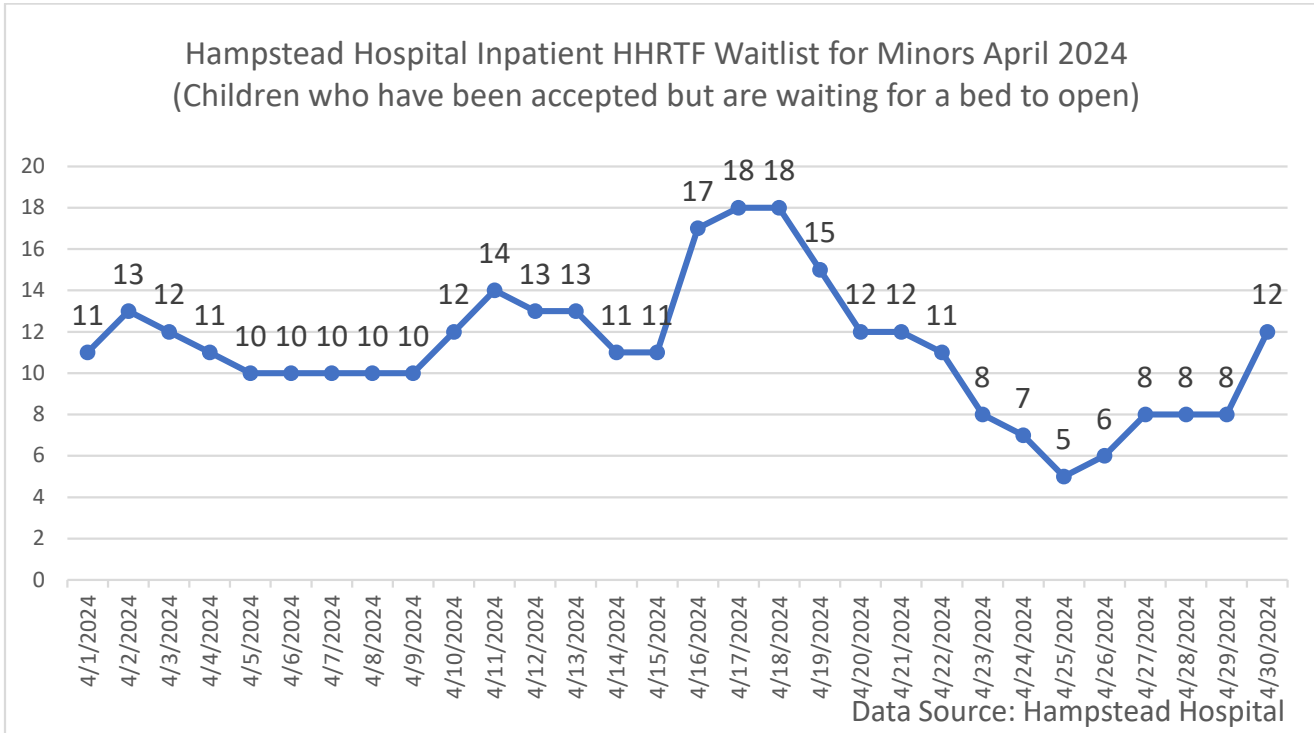
5/01/23 – 4/30/24

Month	Incidents Inv. Restraint or Seclusion	Individual Children
May-23	32	12
June-23	16	10
July-23	3	2
August-23	12	6
September-23	12	7
October-23	12	8
November-23	3	3
December-23	15	7
January-24	9	7
February-24	13	7
March-24	5	4
April-24	10	7
Totals:	142	



SYSC Explanation

- Although the census at SYSC can fluctuate day to day, the average monthly census data has been added to this report for additional context.



April 2024 Inpatient (HHRTF) Disposition Data for Hampstead Hospital (Minors)			
Data source: Hampstead Hospital			
Disposition	# of Dispositions	% of Total Dispositions	% of Accepted Dispositions
Total Dispositions in April:	111		
Not Accepted (went home before acceptance, placed elsewhere before acceptance, deferred/denied)	31	28%	
Accepted:	80	72%	
Accepted but went home before a bed opened	19	17%	24%
Accepted but placed elsewhere before a bed opened	16	14%	20%
Admitted	45	41%	56%

Hampstead Hospital & East Acres Explanation

- The OCA continues to receive aggregate data from Hampstead Hospital, but without the narrative reports of specific incidents to review we are unable to accurately assess the use of restraint and seclusion in the program. We have requested narrative reports to adequately respond to complaints to our office about specific incidents, which were provided. Currently HHRTF is still using handwritten incident reports. The OCA is working with the HH CEO to inform on reporting practices from other facilities and develop an interim plan as the facility is working to implement a medical record system in the future.
- Above is a graph with Hampstead Hospital waitlist data that is shared publicly by DHHS (for DHHS data, see: <https://www.dhhs.nh.gov/about-dhhs/locations-facilities/state-run-and-designated-acute-psychiatric-bed-data>).