

Office of the Child Advocate

Report to

Oversight Commission on

Children's Services

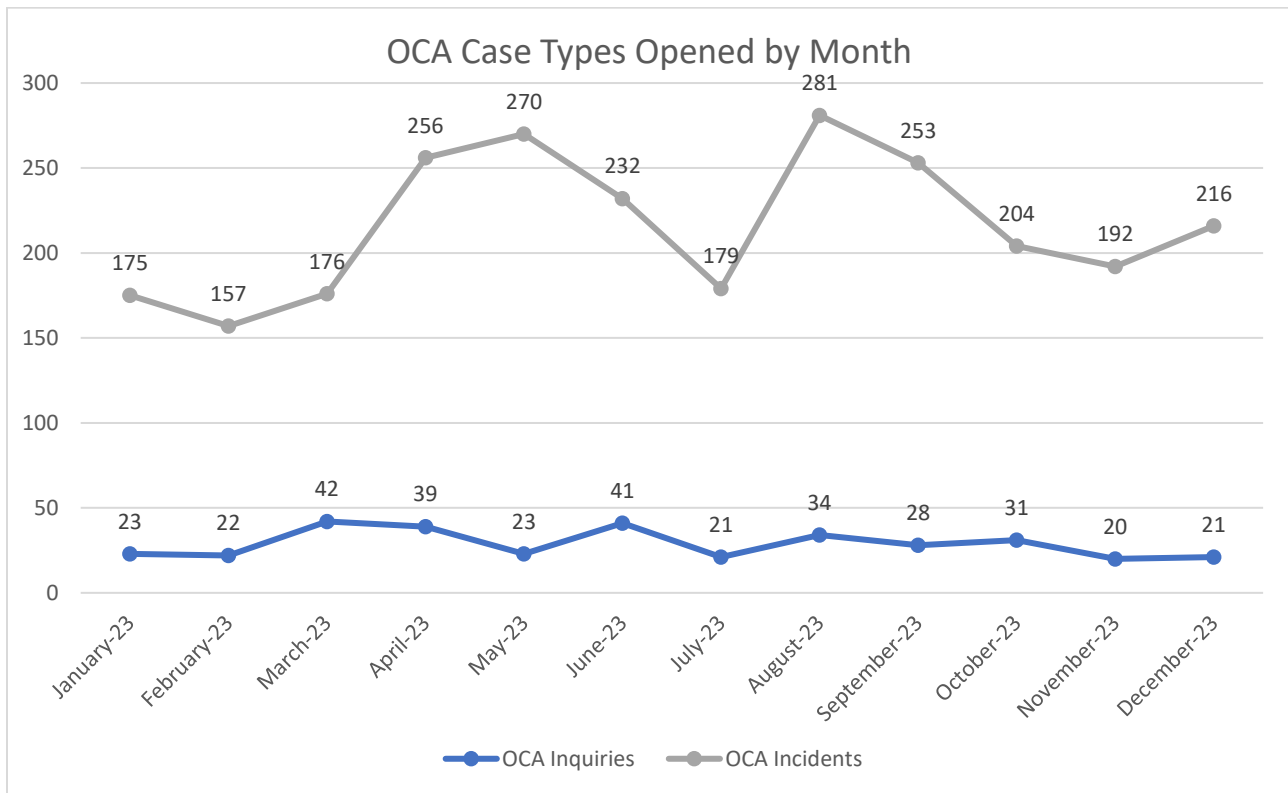
Child Advocate, Cassandra Sanchez

January 19, 2024

Total OCA Cases (Inquiries & Incidents)

Rolling 12 Month: 1/01/23 - 12/31/23

Month	OCA Inquiries	OCA Incidents
January-23	23	175
February-23	22	157
March-23	42	176
April-23	39	256
May-23	23	270
June-23	41	232
July-23	21	179
August-23	34	281
September-23	28	253
October-23	31	204
November-23	20	192
December-23	21	216
Total Inquiries:	345	2591
Total Cases:	2936	



OCA Case Explanation

- Inquiries to the OCA include phone calls, emails, and cases opened from in-person meetings with children, caregivers, providers, and stakeholders.
- Incidents include all critical incident reports from DCYF (serious injury to children, child fatalities, parent fatalities, media coverage of DCYF involvement, etc.) and incidents documented by residential programs and SYSC, including restraints and seclusion, and missing children.

Facility visits

- 11/29/23 Visit to Sandy Pines, Jupiter, FL
 - Tour, meeting with leadership staff, and NH youth
- 11/30/23 Visit to Neurorestorative Florida Academy, (Valencia House), Wauchula, FL
 - Tour, meeting with staff, and NH youth
- 12/6//23 Visit to St. Anne’s, Methuen, MA
 - Tour, meeting with leadership, and NH youth
- 12/22/23 OCA gift delivery to every residential facility in NH
- 12/27/23 Visit to SYSC
 - gift delivery and holiday activities



OCA Outreach/ DCYF District Office visits

1/16/24 Family Resource Center Network Presentation



Conferences/Events Attended

1/18/24 UNH Law School Internship Fair

Upcoming Visits & Events

- 2/8-2/9/24 Collaborative and Proactive Solutions (CPS) virtual
- 2/16/24 Child Abuse Court Protocol Training for Parent Attorneys

Other Work

- 11/28/23 State Advocates on Corporal Punishment in Schools meeting
- 11/28/23 Child Fatality Review Commission Recommendations Workgroup
- 12/8/23 Model Court Executive Team meeting
- 1/8/24 Family Treatment Court Oversight Team meeting
- 1/10/24 Children’s System of Care Advisory Council
- Ongoing: Commission to Study Community Impacts of the Secured Development Center & Subcommittee on Safety
- Ongoing: YDC Steering Committee
- Ongoing: Collaborative Residential Strategy with DHHS, DCYF and BCBH leadership
- Ongoing: Monthly meetings with DCYF leadership
- Ongoing: Monthly meeting with Clinical Director at SYSC
- Ongoing: Monthly DCYF Systems Review meetings

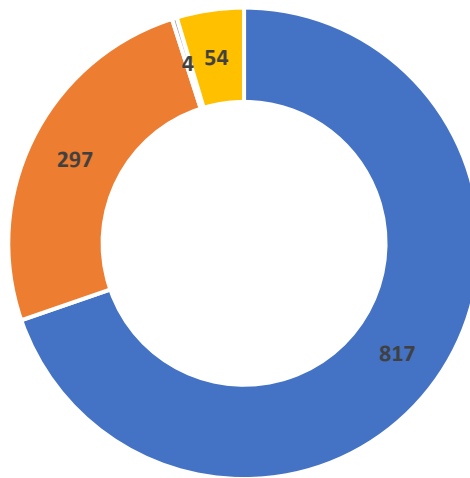
Updates - Case specific updates

New Hampshire Children in Care

As of 12/31/23

Placement Types	Total Children	Involvement Type		
		CPS	JJS	DUAL
Family-Like Setting:	817	719	4	94
Group Care (Group Home or Inst.):	297	121	50	126
Runaway:	4	0	0	4
Unknown/No Data:	54	42	0	12
Total Children in Care:	1172	882	54	236

Placement Types for Children In Care



■ Family-Like Setting:
 ■ Group Care (Group Home or Inst.):
 ■ Runaway:
 ■ Unknown/No Data:

Family-Like Settings:

Type	Total Children
Foster Home:	417
Relative Foster Home:	362
Supervised Independent Living:	38
Total:	817

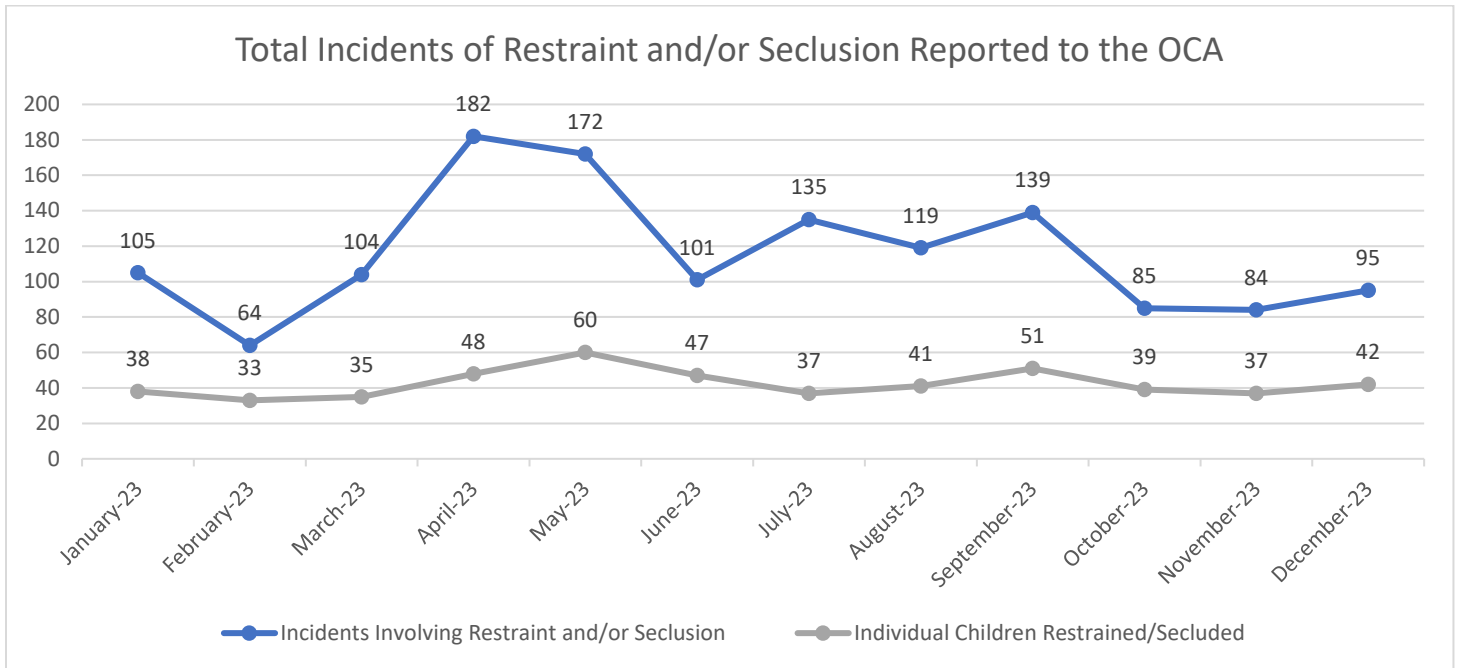
Group Care (Group Home or Institution) Locations:

Location	Total Children	Children Outside New England
New Hampshire:	241	
New England (Outside NH):	53	
Outside of New England:	3	
Total:	297	
		↘
		Children Outside New England
		Arkansas 1
		Florida 1
		Tennessee 1
		Total: 3

Restraints & Seclusion Incidents Reported to the OCA from Residential Facilities

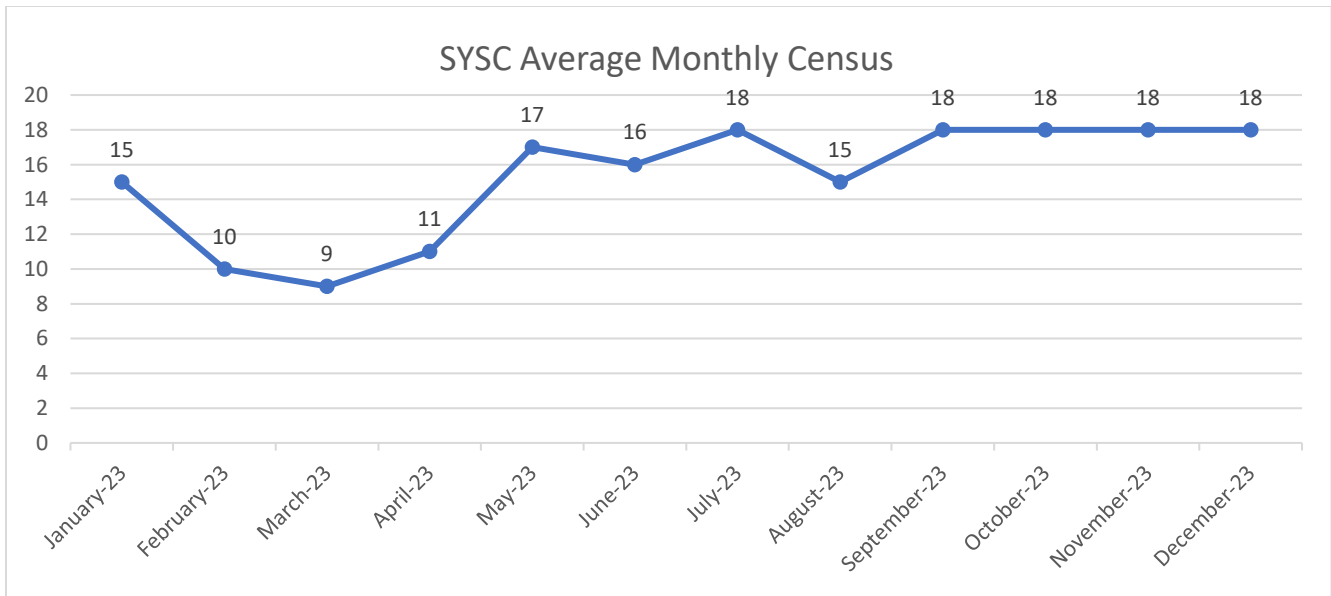
Rolling 12 Month: 1/01/23 - 12/31/23

Month	Incidents Reported to OCA Involving:			Total Incidents	Number of Children
	Restraints	Seclusions	Restraints & Seclusions		
January-23	94	3	8	105	38
February-23	61	1	2	64	33
March-23	95	1	8	104	35
April-23	180	0	2	182	48
May-23	147	12	13	172	60
June-23	88	6	7	101	47
July-23	131	1	3	135	37
August-23	113	1	5	119	41
September-23	127	1	11	139	51
October-23	69	1	15	85	39
November-23	80	1	3	84	37
December-23	85	3	7	95	42
Totals:	1270	31	84	1385	



Restraint & Seclusion Explanation

- This data includes all residential facilities in which the OCA receives restraint and seclusion reports from, rather than highlighting specific facilities.
- The OCA only receives restraint and seclusion reports from contracted facilities; we do not receive them for certified facilities, including many of the out-of-state facilities beyond the New England region.
- The prior monthly totals may change over time. This is due to delayed reporting to the OCA. Any restraint/seclusion reports sent late are processed and captured above in the appropriate month of occurrence.



SYSC Incidents Reported to the OCA

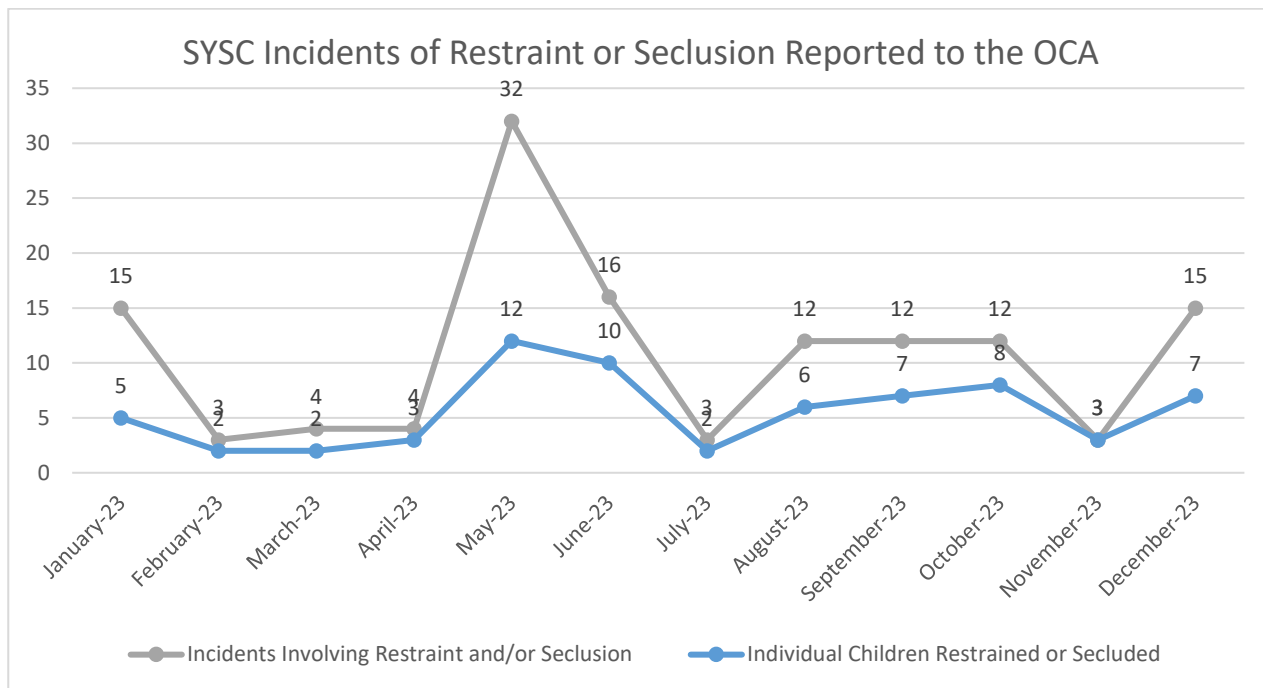
Rolling 12 Month: 1/01/23 - 12/31/23

Month	Major Incidents	Mod Incidents	Minor Incidents	Other Incidents	Total
January-23	46	17	6	7	76
February-23	25	18	2	3	48
March-23	23	8	13	4	48
April-23	25	13	4	5	47
May-23	66	19	6	11	102
June-23	40	11	8	12	71
July-23	24	20	4	13	61
August-23	45	12	2	18	77
September-23	50	22	4	19	95
October-23	54	17	6	19	96
November-23	34	22	7	18	81
December-23	65	18	6	25	114
Totals:	497	197	68	154	916

SYSC Incidents Involving Restraints or Seclusions by Month

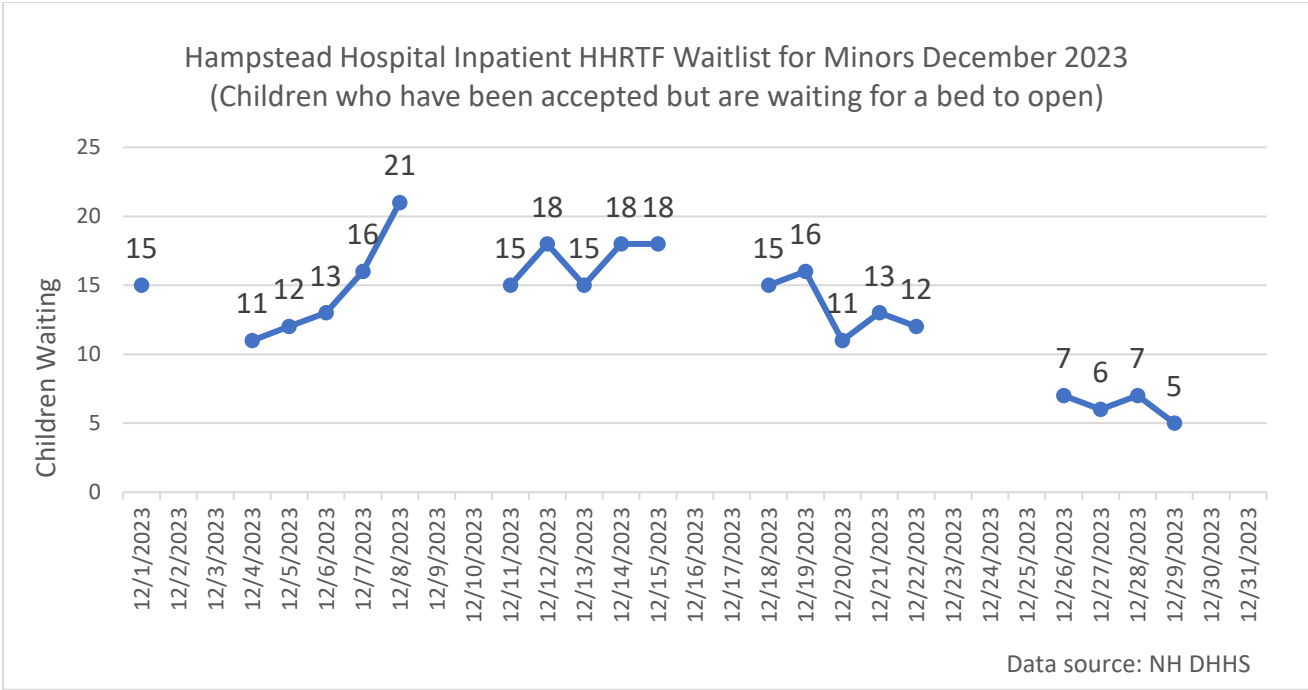
1/01/23 - 12/31/23

Month	Incidents Inv. Restraint or Seclusion	Individual Children
January-23	15	5
February-23	3	2
March-23	4	2
April-23	4	3
May-23	32	12
June-23	16	10
July-23	3	2
August-23	12	6
September-23	12	7
October-23	12	8
November-23	3	3
December-23	15	7
Totals:	131	



SYSC Explanation

- Although the census at SYSC can fluctuate day to day, the average monthly census data has been added to this report for additional context. As you will see, the numbers have been consistently at 18 for the past 4 months.
- As of 1/18/24, 15 of the 19 youth currently at SYSC are committed.



December 2023 Inpatient (HHRTF) Disposition Data for Hampstead Hospital (Minors)			
Data source: Hampstead Hospital			
Disposition	# of Dispositions	% of Total Dispositions	% of Accepted Dispositions
Total Dispositions in December:	111		
Not Accepted (went home before acceptance, placed elsewhere before acceptance, deferred/denied)	14	13%	
Accepted:	97	87%	
Accepted but went home before a bed opened	31	28%	32%
Accepted but placed elsewhere before a bed opened	15	14%	15%
Admitted	51	46%	53%

Hampstead Hospital & East Acres Explanation

- The OCA did not receive any restraint or seclusion reports from East Acres in the month of December. During a meeting with BCBH on January 11th, the OCA shared concern for a lack of restraint and seclusion reports received from East Acres. BCBH confirmed that they will address this with the facility to ensure they are sending any reports to the centralized email that automatically forwards reports to the OCA.
- Above is a graph with Hampstead Hospital waitlist data that is shared publicly by DHHS (for DHHS data, please see: <https://www.dhhs.nh.gov/about-dhhs/locations-facilities/state-run-and-designated-acute-psychiatric-bed-data>). The chart is more detailed referral data which indicates the dispositions (decisions of acceptance or denial) made by Hampstead Hospital in the month of December, including the number and percentage of children that were admitted into the program for treatment.