

# Office of the Child Advocate

## Report to

# Oversight Commission on

# Children's Services

---

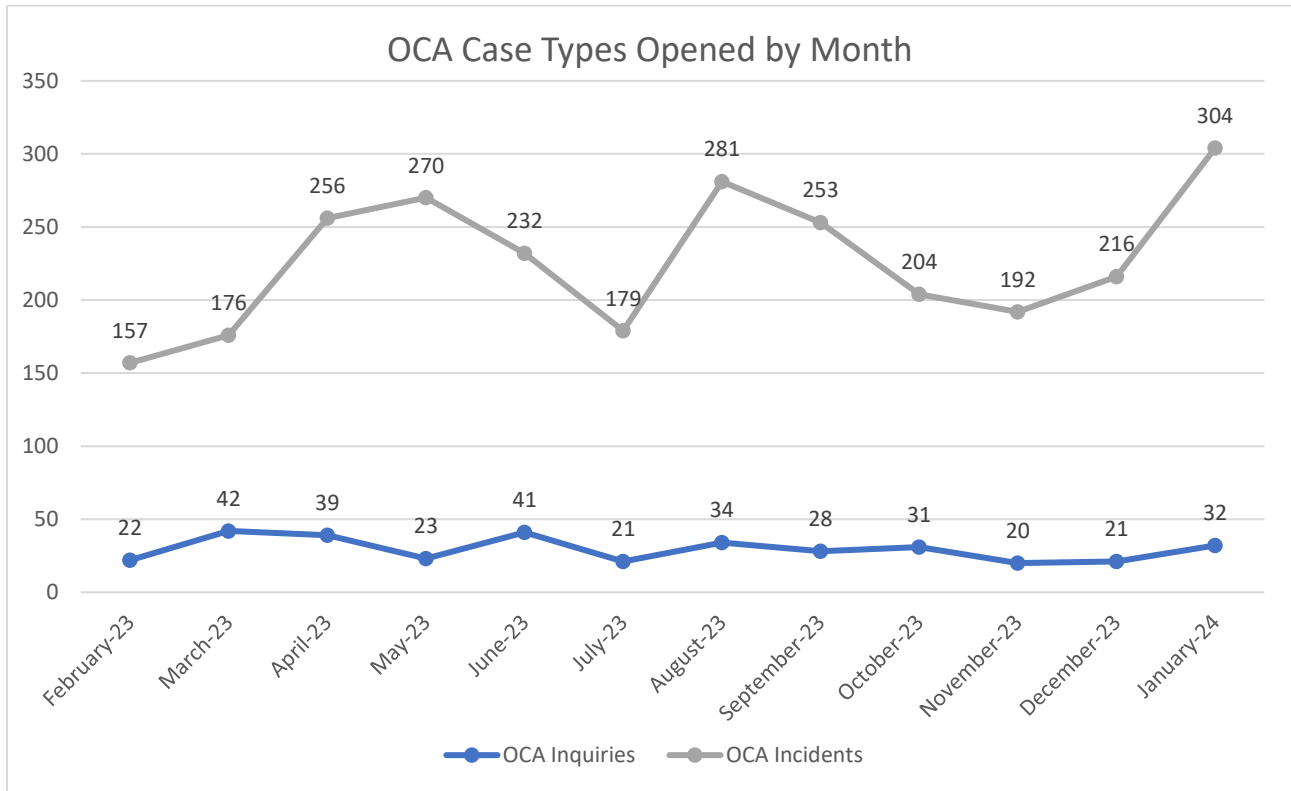
Child Advocate, Cassandra Sanchez

February 16, 2024

## Total OCA Cases (Inquiries & Incidents)

Rolling 12 Month: 2/01/23 - 1/31/24

Month	OCA Inquiries	OCA Incidents
February-23	22	157
March-23	42	176
April-23	39	256
May-23	23	270
June-23	41	232
July-23	21	179
August-23	34	281
September-23	28	253
October-23	31	204
November-23	20	192
December-23	21	216
January-24	32	304
<b>Total Inquiries:</b>	<b>354</b>	<b>2720</b>
<b>Total Cases:</b>	<b>3074</b>	



### OCA Case Explanation

- Inquiries to the OCA include phone calls, emails, and cases opened from in-person meetings with children, caregivers, providers, and stakeholders.
- Incidents include all critical incident reports from DCYF (serious injury to children, child fatalities, parent fatalities, media coverage of DCYF involvement, etc.) and incidents documented by residential programs and SYSC, including restraints and seclusion, and missing children.



**Facility visits**

- 1/19/24 – Nashua Children’s Home (child-specific visit)
- 1/30/24 – SYSC (child-specific visit)
- 2/1/24 – DHMC (child-specific visit)
- 2/8/24 – Pine Haven Boys Center, Allenstown

**OCA Outreach/ DCYF District Office visits**

- 1/30/24 Meet & Greet with new DHHS Associate Commissioner Tricia Tilley

**Conferences/Events Attended**

- 1/26/24 – OCA Staff Retreat & Team Building, Concord
- 2/8-2/9/24 Collaborative and Proactive Solutions (CPS) virtual

**Upcoming Visits & Events**

- 3/6/24 Meeting with MA OCA office
- 3/27 NAMI Virtual Conference
- 6/9 – 6/13 APSAC Colloquium, New Orleans

**Other Work**

- 1/23/24 Child Fatality Review Commission Recommendations Workgroup
- 1/24/24 NH Human Trafficking Collaborative Task Force - Quarterly Advisory Meeting
- 1/24/24 Counsel for Children Standards meeting
- 1/29/24 Balance of State Youth Subcommittee
- 2/2/24 Meeting with 11:11 Media Impact regarding Stop Institutional Child Abuse (Paris Hilton’s Team)
- 2/12/24 Magnify Voices Planning Meeting
- Ongoing: Commission to Study Community Impacts of the Secured Development Center & Subcommittee on Safety
- Ongoing: YDC Steering Committee
- Ongoing: Collaborative Residential Strategy with DHHS, DCYF and BCBH leadership
- Ongoing: Monthly meetings with DCYF leadership
- Ongoing: Monthly meeting with Clinical Director at SYSC
- Ongoing: Monthly DCYF Systems Review meetings

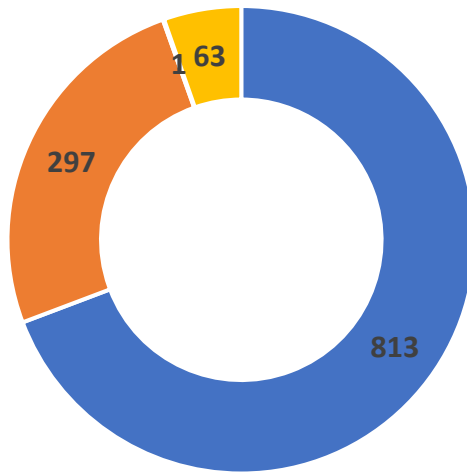


## New Hampshire Children in Care

As of 1/31/24

Placement Types	Total Children	Involvement Type		
		CPS	JJS	DUAL
Family-Like Setting:	813	722	3	88
Group Care (Group Home or Inst.):	297	122	51	124
Runaway:	1	0	0	1
Unknown/No Data:	63	50	0	13
<b>Total Children in Care:</b>	<b>1174</b>	<b>894</b>	<b>54</b>	<b>226</b>

Placement Types for Children In Care



■ Family-Like Setting:   
 ■ Group Care (Group Home or Inst.):   
 ■ Runaway:   
 ■ Unknown/No Data:

### Family-Like Settings:

Type	Total Children
Foster Home:	412
Relative Foster Home:	364
Supervised Independent Living:	37
<b>Total:</b>	<b>813</b>

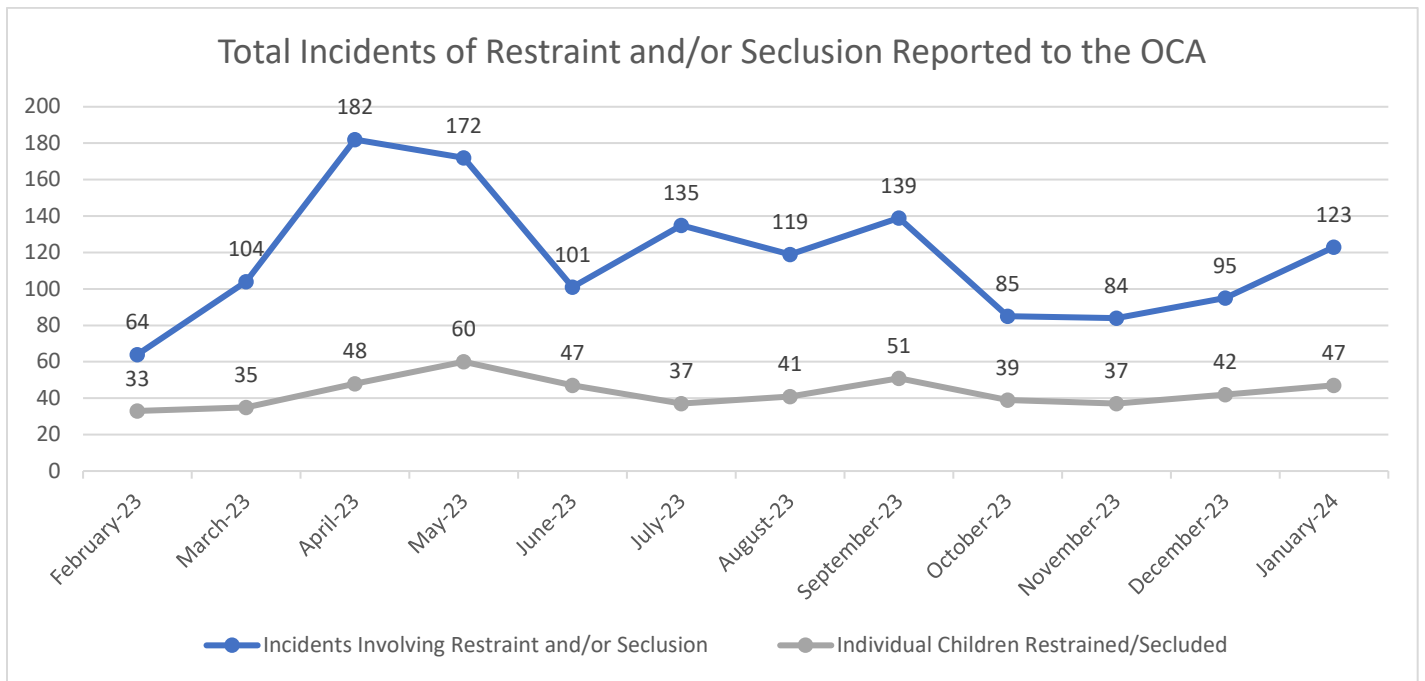
### Group Care (Group Home or Institution) Locations:

Location	Total Children	Children Outside New England	
New Hampshire:	241	Arkansas	1
New England (Outside NH):	54	Florida	1
Outside of New England:	2	<b>Total:</b>	<b>2</b>
<b>Total:</b>	<b>297</b>		

## Restraints & Seclusion Incidents Reported to the OCA from Residential Facilities

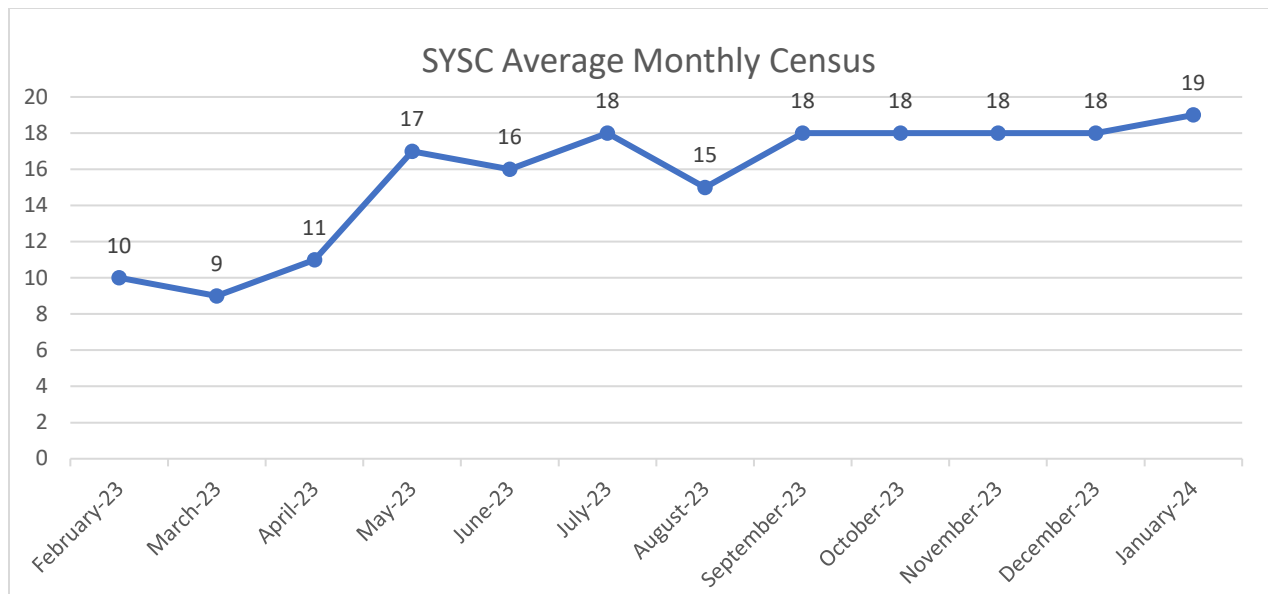
Rolling 12 Month: 2/01/23 - 1/31/24

Month	Incidents Reported to OCA Involving:			Total Incidents	Number of Children
	Restraints	Seclusions	Restraints & Seclusions		
February-23	61	1	2	<b>64</b>	33
March-23	95	1	8	<b>104</b>	35
April-23	180	0	2	<b>182</b>	48
May-23	147	12	13	<b>172</b>	60
June-23	88	6	7	<b>101</b>	47
July-23	131	1	3	<b>135</b>	37
August-23	113	1	5	<b>119</b>	41
September-23	127	1	11	<b>139</b>	51
October-23	69	1	15	<b>85</b>	39
November-23	80	1	3	<b>84</b>	37
December-23	85	3	7	<b>95</b>	42
January-24	112	6	5	<b>123</b>	47
<b>Totals:</b>	<b>1288</b>	<b>34</b>	<b>81</b>	<b>1403</b>	



### Restraint & Seclusion Explanation

- This data includes all residential facilities which the OCA receives restraint and seclusion reports from, rather than highlighting specific facilities.
- The OCA only receives restraint and seclusion reports from contracted facilities; we do not receive them for certified-only facilities, including many of the out-of-state facilities beyond the New England region.
- The prior monthly totals may change over time. This is due to delayed reporting to the OCA. Any restraint/seclusion reports sent late are processed and captured above in the appropriate month of occurrence.



### SYSC Incidents Reported to the OCA

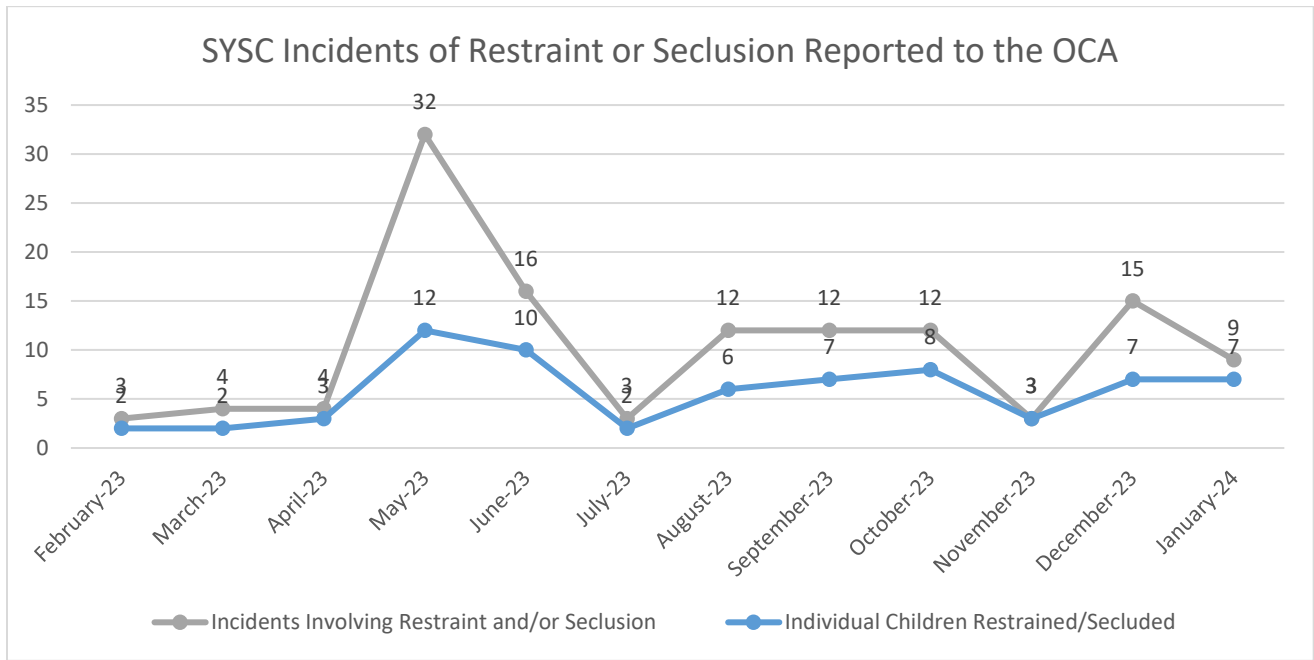
Rolling 12 Month: 2/01/23 - 1/31/24

Month	Major Incidents	Mod Incidents	Minor Incidents	Other Incidents	Total
February-23	25	18	2	3	48
March-23	23	8	13	4	48
April-23	25	13	4	5	47
May-23	66	19	6	11	102
June-23	40	11	8	12	71
July-23	24	20	4	13	61
August-23	45	12	2	18	77
September-23	50	22	4	19	95
October-23	54	17	6	19	96
November-23	34	22	7	18	81
December-23	65	18	6	25	114
January-24	68	16	6	34	124
<b>Totals:</b>	<b>519</b>	<b>196</b>	<b>68</b>	<b>181</b>	<b>964</b>

### SYSC Incidents Involving Restraints or Seclusions by Month

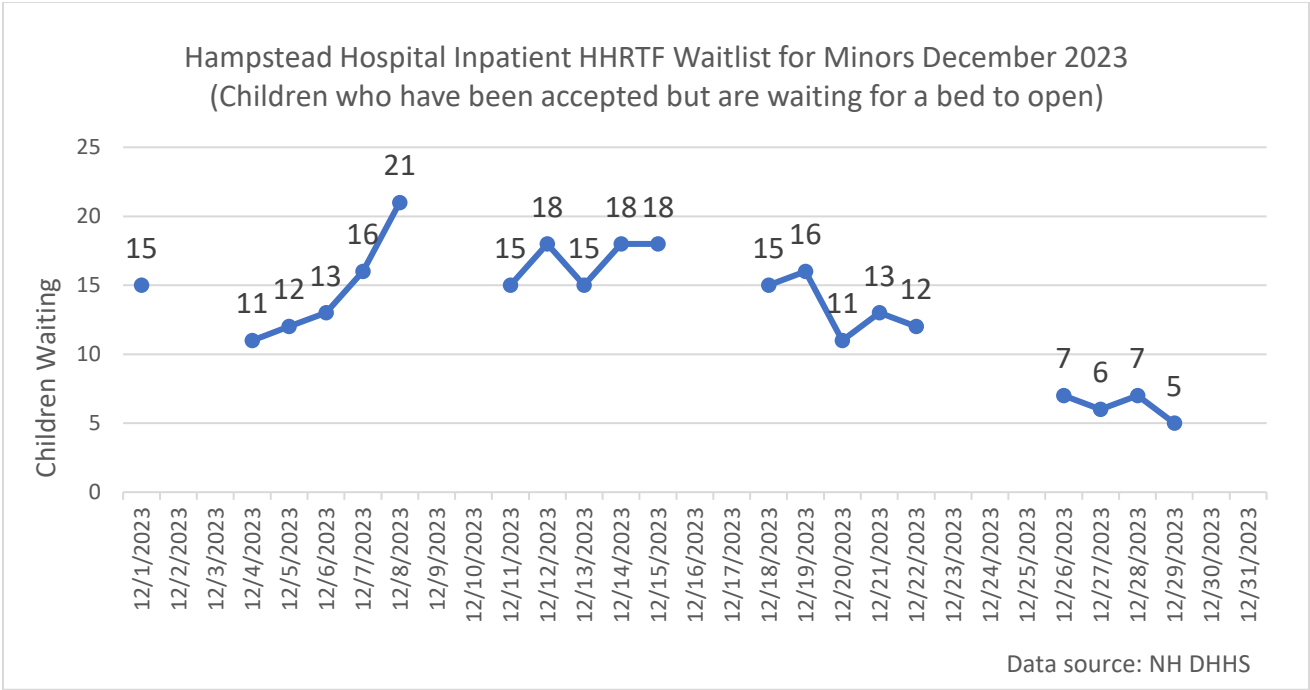
2/01/23 - 1/31/24

Month	Incidents Inv. Restraint or Seclusion	Individual Children
February-23	3	2
March-23	4	2
April-23	4	3
May-23	32	12
June-23	16	10
July-23	3	2
August-23	12	6
September-23	12	7
October-23	12	8
November-23	3	3
December-23	15	7
January-24	9	7
<b>Totals:</b>	<b>125</b>	



#### SYSC Explanation

- Although the census at SYSC can fluctuate day to day, the average monthly census data has been added to this report for additional context. As you will see, the numbers have been consistently at or above 18 for the past 4 months.



<b>January 2024 Inpatient (HHRTF) Disposition Data for Hampstead Hospital (Minors)</b>			
Data source: Hampstead Hospital			
Disposition	# of Dispositions	% of Total Dispositions	% of Accepted Dispositions
<b>Total Dispositions in January:</b>	<b>122</b>		
<b>Not Accepted</b> (went home before acceptance, placed elsewhere before acceptance, deferred/denied)	<b>19</b>	16%	
<b>Accepted:</b>	<b>103</b>	84%	
Accepted but went home before a bed opened	<b>14</b>	11%	14%
Accepted but placed elsewhere before a bed opened	<b>17</b>	14%	17%
Admitted	<b>72</b>	59%	70%

**Hampstead Hospital & East Acres Explanation**

- The OCA did not receive any restraint or seclusion reports from East Acres in the month of December. During a meeting with BCBH on January 11<sup>th</sup>, the OCA shared concern for a lack of restraint and seclusion reports received from East Acres. BCBH confirmed that they will address this with the facility to ensure they are sending any reports to the centralized email that automatically forwards reports to the OCA.
- Above is a graph with Hampstead Hospital waitlist data that is shared publicly by DHHS (for DHHS data, please see: <https://www.dhhs.nh.gov/about-dhhs/locations-facilities/state-run-and-designated-acute-psychiatric-bed-data>). The chart is more detailed referral data which indicates the dispositions (decisions of acceptance or denial) made by Hampstead Hospital in the month of December, including the number and percentage of children that were admitted into the program for treatment.